

# 2026 order form

Use dimension chart to select appropriate size.


Scan for sizing and pricing:  
<https://www.rifton.com/pacer>



|  |        | K610 mini                           | K620 small                          | K630 medium                           | K640 large                            | K650 XL                               |                                       |                                       |
|--|--------|-------------------------------------|-------------------------------------|---------------------------------------|---------------------------------------|---------------------------------------|---------------------------------------|---------------------------------------|
| * Color                                | CHOOSE | Red <input type="checkbox"/>        | Red <input type="checkbox"/>        | Red <input type="checkbox"/>          | Red <input type="checkbox"/>          | Red <input type="checkbox"/>          |                                       |                                       |
|  |        | Blue <input type="checkbox"/>       | Blue <input type="checkbox"/>       | Blue <input type="checkbox"/>         | Blue <input type="checkbox"/>         | Blue <input type="checkbox"/>         |                                       |                                       |
|  |        | Black <input type="checkbox"/>      | Black <input type="checkbox"/>      | Black <input type="checkbox"/>        | Black <input type="checkbox"/>        | Black <input type="checkbox"/>        |                                       |                                       |
|  |        | Lime <input type="checkbox"/>       | Lime <input type="checkbox"/>       | Lime <input type="checkbox"/>         | Lime <input type="checkbox"/>         | Lime <input type="checkbox"/>         |                                       |                                       |
|  |        | Pink <input type="checkbox"/>       | Pink <input type="checkbox"/>       | Pink <input type="checkbox"/>         | Pink <input type="checkbox"/>         | Pink <input type="checkbox"/>         |                                       |                                       |
| * Upper frame                          | CHOOSE | Dynamic                             | N/A                                 | K621 \$1,280 <input type="checkbox"/> | K631 \$1,790 <input type="checkbox"/> | K641 \$2,010 <input type="checkbox"/> | K651 \$2,590 <input type="checkbox"/> |                                       |
|  | CHOOSE | Standard                            | N/A                                 | K622 \$765 <input type="checkbox"/>   | K632 \$1,060 <input type="checkbox"/> | K642 \$1,270 <input type="checkbox"/> | K652 \$1,850 <input type="checkbox"/> |                                       |
| * Base                                 | CHOOSE | Standard base                       | With odometer                       | K613 \$1,095 <input type="checkbox"/> | K623 \$690 <input type="checkbox"/>   | K633 \$830 <input type="checkbox"/>   | K643 \$1,070 <input type="checkbox"/> | K653 \$1,570 <input type="checkbox"/> |
|  |        | CHOOSE                              | Without odometer                    | K614 \$890 <input type="checkbox"/>   | K624 \$480 <input type="checkbox"/>   | K634 \$630 <input type="checkbox"/>   | K644 \$865 <input type="checkbox"/>   | K654 \$1,370 <input type="checkbox"/> |
|  | CHOOSE | Utility base (larger wheels)        | With odometer                       | N/A                                   | N/A                                   | K635 \$1,140 <input type="checkbox"/> | K645 \$1,400 <input type="checkbox"/> | N/A                                   |
|  |        | CHOOSE                              | Without odometer                    | N/A                                   | N/A                                   | K636 \$940 <input type="checkbox"/>   | K646 \$1,190 <input type="checkbox"/> | N/A                                   |
| Arm supports (pair)                    | CHOOSE | Small arm prompts                   | K512 \$600 <input type="checkbox"/> | K512 \$600 <input type="checkbox"/>   | K512 \$600 <input type="checkbox"/>   | K512 \$600 <input type="checkbox"/>   | K512 \$600 <input type="checkbox"/>   |                                       |
|  |        | Large arm prompts                   | N/A                                 | N/A                                   | K532 \$640 <input type="checkbox"/>   | K532 \$640 <input type="checkbox"/>   | K532 \$640 <input type="checkbox"/>   |                                       |
|  |        | Arm platforms                       | N/A                                 | N/A                                   | K697 \$435 <input type="checkbox"/>   | K697 \$435 <input type="checkbox"/>   | K697 \$435 <input type="checkbox"/>   |                                       |
|  |        | Arm platforms w/ handgrips          | N/A                                 | N/A                                   | K696 \$490 <input type="checkbox"/>   | K696 \$490 <input type="checkbox"/>   | K696 \$490 <input type="checkbox"/>   |                                       |
| Handlebars (pair)                      | CHOOSE | Small                               | K625 \$235 <input type="checkbox"/> | K625 \$235 <input type="checkbox"/>   | K625 \$235 <input type="checkbox"/>   | K625 \$235 <input type="checkbox"/>   | K625 \$235 <input type="checkbox"/>   |                                       |
|  |        | Large                               | N/A                                 | N/A                                   | K675 \$245 <input type="checkbox"/>   | K675 \$245 <input type="checkbox"/>   | K675 \$245 <input type="checkbox"/>   |                                       |
| Hand loops (pair)                      |        | K579 \$210 <input type="checkbox"/> | K579 \$210 <input type="checkbox"/> | K579 \$210 <input type="checkbox"/>   | K579 \$210 <input type="checkbox"/>   | K579 \$210 <input type="checkbox"/>   |                                       |                                       |
| Chest prompt                           | CHOOSE | Small                               | K514 \$630 <input type="checkbox"/> | K514 \$630 <input type="checkbox"/>   | K514 \$630 <input type="checkbox"/>   | N/A                                   | N/A                                   |                                       |
|  |        | Medium                              | N/A                                 | K524 \$685 <input type="checkbox"/>   | K524 \$685 <input type="checkbox"/>   | K524 \$685 <input type="checkbox"/>   | K524 \$685 <input type="checkbox"/>   |                                       |
|  |        | Large                               | N/A                                 | N/A                                   | K534 \$730 <input type="checkbox"/>   | K534 \$730 <input type="checkbox"/>   | K534 \$730 <input type="checkbox"/>   |                                       |
| Chest pad                              |        | N/A                                 | K629 \$350 <input type="checkbox"/> | K639 \$375 <input type="checkbox"/>   | K649 \$400 <input type="checkbox"/>   | N/A                                   |                                       |                                       |
| Multi-position saddle                  | CHOOSE | Small                               | N/A                                 | K672 \$1,050 <input type="checkbox"/> | N/A                                   | N/A                                   | N/A                                   |                                       |
|  |        | Medium                              | N/A                                 | N/A                                   | K673 \$1,080 <input type="checkbox"/> | N/A                                   | N/A                                   |                                       |
|  |        | Large                               | N/A                                 | N/A                                   | K674 \$1,110 <input type="checkbox"/> | K674 \$1,110 <input type="checkbox"/> | K674 \$1,110 <input type="checkbox"/> |                                       |
| MPS seat cover                         | CHOOSE | Small/Medium                        | N/A                                 | K627 \$93 <input type="checkbox"/>    | K627 \$93 <input type="checkbox"/>    | N/A                                   | N/A                                   |                                       |
|  |        | Large                               | N/A                                 | N/A                                   | K628 \$93 <input type="checkbox"/>    | K628 \$93 <input type="checkbox"/>    | K628 \$93 <input type="checkbox"/>    |                                       |
| Pelvic support (includes handholds)    | CHOOSE | Small                               | K556 \$500 <input type="checkbox"/> | K556 \$500 <input type="checkbox"/>   | K556 \$500 <input type="checkbox"/>   | N/A                                   | N/A                                   |                                       |
|  |        | Medium                              | N/A                                 | K557 \$520 <input type="checkbox"/>   | K557 \$520 <input type="checkbox"/>   | K557 \$520 <input type="checkbox"/>   | K557 \$520 <input type="checkbox"/>   |                                       |
|  |        | Large                               | N/A                                 | N/A                                   | K558 \$535 <input type="checkbox"/>   | K558 \$535 <input type="checkbox"/>   | K558 \$535 <input type="checkbox"/>   |                                       |
| Hip positioner (includes handholds)    | CHOOSE | Small                               | K513 \$500 <input type="checkbox"/> | K513 \$500 <input type="checkbox"/>   | K513 \$500 <input type="checkbox"/>   | K513 \$500 <input type="checkbox"/>   | K513 \$500 <input type="checkbox"/>   |                                       |
|  |        | Large                               | N/A                                 | N/A                                   | K533 \$530 <input type="checkbox"/>   | K533 \$530 <input type="checkbox"/>   | K533 \$530 <input type="checkbox"/>   |                                       |
| Hip positioner pad                     | CHOOSE | Small                               | K541 \$125 <input type="checkbox"/> | K541 \$125 <input type="checkbox"/>   | K541 \$125 <input type="checkbox"/>   | K541 \$125 <input type="checkbox"/>   | K541 \$125 <input type="checkbox"/>   |                                       |
|  |        | Large                               | N/A                                 | N/A                                   | K542 \$165 <input type="checkbox"/>   | K542 \$165 <input type="checkbox"/>   | K542 \$165 <input type="checkbox"/>   |                                       |
| Thigh prompts (pair)                   | CHOOSE | Small                               | N/A                                 | K515 \$470 <input type="checkbox"/>   | K515 \$470 <input type="checkbox"/>   | K515 \$470 <input type="checkbox"/>   | N/A                                   |                                       |
|  |        | Large                               | N/A                                 | N/A                                   | K535 \$555 <input type="checkbox"/>   | K535 \$555 <input type="checkbox"/>   | K535 \$555 <input type="checkbox"/>   |                                       |
| Ankle prompts for standard base (pair) |        | K681 \$195 <input type="checkbox"/> | K682 \$210 <input type="checkbox"/> | K683 \$235 <input type="checkbox"/>   | K684 \$250 <input type="checkbox"/>   | K684 \$250 <input type="checkbox"/>   |                                       |                                       |
| Ankle prompts for utility base (pair)  |        | N/A                                 | N/A                                 | K693 \$235 <input type="checkbox"/>   | K694 \$255 <input type="checkbox"/>   | N/A                                   |                                       |                                       |
| Additional handholds (pair)            |        | K519 \$135 <input type="checkbox"/> | K519 \$135 <input type="checkbox"/> | K519 \$135 <input type="checkbox"/>   | K519 \$135 <input type="checkbox"/>   | K519 \$135 <input type="checkbox"/>   |                                       |                                       |
| Communication tray                     |        | K518 \$450 <input type="checkbox"/> | K698 \$455 <input type="checkbox"/> | K698 \$455 <input type="checkbox"/>   | K698 \$455 <input type="checkbox"/>   | K698 \$455 <input type="checkbox"/>   |                                       |                                       |
| Attendant guide bar                    |        | K589 \$170 <input type="checkbox"/> | K679 \$170 <input type="checkbox"/> | K689 \$170 <input type="checkbox"/>   | K689 \$170 <input type="checkbox"/>   | N/A                                   |                                       |                                       |
| Rifton accessories tote                |        | K522 \$175 <input type="checkbox"/> | K522 \$175 <input type="checkbox"/> | K522 \$175 <input type="checkbox"/>   | K522 \$175 <input type="checkbox"/>   | K522 \$175 <input type="checkbox"/>   |                                       |                                       |

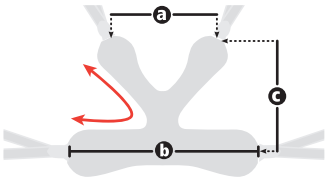
\* Required

# Pacer dimensions

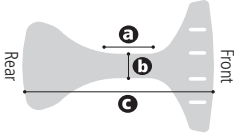
| Key user dimensions (inches)  |  | K610 mini | K620 small | K630 medium | K640 large | K650 XL |
|---|--|-----------|------------|-------------|------------|---------|
| Elbow height  |  | 15½–20½   | 18½–27½    | 24–35       | 32–47      | 34–49   |
|  | <b>Key user dimension: elbow height</b><br>Measure the vertical distance from the bent <b>elbow to the floor</b> while the user is standing upright. |           |            |             |            |         |
|   | Choose the size that allows for growth.  |           |            |             |            |         |
| Item dimensions (inches)  |  | K610 mini | K620 small | K630 medium | K640 large | K650 XL |
| Floor to top of arm prompt  |  | 15½–20½   | 18½–27½    | 24–35       | 32–47      | 34–49   |
| Floor to top of MPS (not tilted)*   |  | N/A       | 10–20      | 9½–23½      | 17–35      | 19½–37½ |
| Overall width   | Standard base:   | 20½       | 23         | 26          | 28         | 31½     |
|   | Utility base:  | N/A       | N/A        | 30          | 32         | N/A     |
| Overall length  | Standard base:   | 22½       | 26         | 30          | 36         | 39¾     |
|   | Utility base:  | N/A       | N/A <td 36 | 40½         | N/A        |         |
| Frame height  | Standard & utility base:   | 12½       | 16–21      | 21½–27      | 28½–38½    | 31–41   |
| Base height (without upper frame)   | Standard & utility base:   | N/A       | 11         | 14½         | 16         | 18½     |
| Frame weight (lb)   | Standard base:   | 10¼       | 11½        | 15          | 15½        | 22½     |
|   | Utility base:  | N/A       | N/A        | 18½         | 19¼        | N/A     |
|   | Standard upper:  | N/A       | 6          | 7½          | 9½         | 11      |
|   | Dynamic upper:   | N/A       | 7½         | 11½         | 13½        | 15      |
| Dynamic upper movement  | Vertical:  | N/A       | 1¼         | 2           | 2          | 2       |
|   | Horizontal:  | N/A       | 1½         | 2           | 2          | 2       |
| Maximum working load (lb)   |  | 50        | 75         | 150         | 200        | 250     |

\*This measurement is taken at the lowest frame and MPS height, and the highest frame and MPS height.

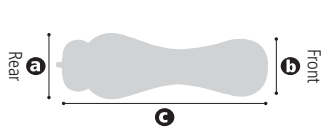
## Pelvic support

| User dimensions (inches)<br>Indicated by the red arrow below                        |           |            |    |
|---|-----------|------------|----|
| <b>Key user dimension:</b> half of thigh circumference measured at the groin.       |           |            |    |
| K556 small  | K557 med. | K558 large |    |
| 4–8   | 6–10      | 8–14       |    |
|  |           |            |    |
| Product dimensions (inches)   |           |            |    |
| K556 small  | K557 med. | K558 large |    |
| <b>a</b>  | 6½        | 8½         | 12 |
| <b>b</b>  | 12        | 16         | 20 |
| <b>c</b>  | 7         | 9          | 12 |

## Hip positioner

| Dimensions (inches)–without pad   |            |    |
|---|------------|----|
|  |            |    |
| K513 small  | K533 large |    |
| <b>a</b> Crotch length  | 2½         | 3½ |
| <b>b</b> Width  | 1¼         | 1¾ |
| <b>c</b> Length   | 9          | 11 |

## MPS saddle

| Dimensions (inches)   |            |     |
|---|------------|-----|
|  |            |     |
| K672/K673 small/med   | K674 large |     |
| <b>a</b> Width at rear  | 3½         | 5¼  |
| <b>b</b> Width at front   | 3          | 4½  |
| <b>c</b> Length   | 9½         | 10¾ |



All five sizes are available in five colors: red, black, pink, lime and blue.