

2025 Tricycle order form

Use dimension chart to select appropriate size.

Scan for sizing and pricing:
<https://www.rifton.com/trike>




		X320 small	X330 medium	X340 large
* Tricycle frame includes pedals, parking brake with variable resistance, and a rear basket.		X321 \$1,890 <input type="checkbox"/>	X331 \$2,150 <input type="checkbox"/>	X341 \$2,810 <input type="checkbox"/>
* Color (Note that the choices are different between sizes.)		Blue <input type="checkbox"/>	Blue <input type="checkbox"/>	Blue <input type="checkbox"/>
		Red <input type="checkbox"/>	Red <input type="checkbox"/>	Red <input type="checkbox"/>
		Teal <input type="checkbox"/>	Teal <input type="checkbox"/>	Teal <input type="checkbox"/>
		Lime <input type="checkbox"/>	Lime <input type="checkbox"/>	Black <input type="checkbox"/>
		Pink <input type="checkbox"/>	Pink <input type="checkbox"/>	White <input type="checkbox"/>
* Handlebar	CHOOSE Loop	X322 \$225 <input type="checkbox"/>	X332 \$235 <input type="checkbox"/>	X342 \$235 <input type="checkbox"/>
	Conventional	X323 \$225 <input type="checkbox"/>	X333 \$235 <input type="checkbox"/>	X343 \$235 <input type="checkbox"/>
* Back support	Small backrest pad	X326 \$160 <input type="checkbox"/>	X326 \$160 <input type="checkbox"/>	N/A
	Large backrest pad	N/A	X336 \$190 <input type="checkbox"/>	X336 \$190 <input type="checkbox"/>
	Small trunk support	X327 \$350 <input type="checkbox"/>	X327 \$350 <input type="checkbox"/>	N/A
	Large trunk support	N/A	X337 \$400 <input type="checkbox"/>	X337 \$400 <input type="checkbox"/>
* Seat	CHOOSE Small	X324 \$320 <input type="checkbox"/>	N/A	N/A
	Medium	X325 \$370 <input type="checkbox"/>	X334 \$370 <input type="checkbox"/>	N/A
	Large	N/A	X335 \$400 <input type="checkbox"/>	(included)
Headrest (requires trunk support)	CHOOSE Contoured	X376 \$265 <input type="checkbox"/>	X376 \$265 <input type="checkbox"/>	X376 \$265 <input type="checkbox"/>
	Winged	X378 \$290 <input type="checkbox"/>	X378 \$290 <input type="checkbox"/>	X378 \$290 <input type="checkbox"/>
Laterals (pair) (require trunk support)	CHOOSE For small trunk support	X328 \$230 <input type="checkbox"/>	X328 \$230 <input type="checkbox"/>	N/A
	For large trunk support	N/A	X338 \$240 <input type="checkbox"/>	X338 \$240 <input type="checkbox"/>
Rear handle (rear steer must be factory installed)	CHOOSE Push handle	X312 \$110 <input type="checkbox"/>	X312 \$110 <input type="checkbox"/>	X313 \$110 <input type="checkbox"/>
	Push handle w/ caregiver brake	X314 \$190 <input type="checkbox"/>	X314 \$190 <input type="checkbox"/>	X315 \$190 <input type="checkbox"/>
	Rear steer	X352 \$370 <input type="checkbox"/>	X353 \$370 <input type="checkbox"/>	X354 \$370 <input type="checkbox"/>
	Rear steer w/ caregiver brake	X362 \$455 <input type="checkbox"/>	X363 \$455 <input type="checkbox"/>	X364 \$455 <input type="checkbox"/>
Hand anchors (pair)	CHOOSE Small	X317 \$135 <input type="checkbox"/>	X317 \$135 <input type="checkbox"/>	N/A
	Large	N/A	X318 \$135 <input type="checkbox"/>	X318 \$135 <input type="checkbox"/>
Front handbrake (must be factory installed)		X329 \$165 <input type="checkbox"/>	X339 \$165 <input type="checkbox"/>	X349 \$165 <input type="checkbox"/>
Front guide bar		X319 \$190 <input type="checkbox"/>	X319 \$190 <input type="checkbox"/>	X319 \$190 <input type="checkbox"/>
Abductor		X355 \$220 <input type="checkbox"/>	X356 \$230 <input type="checkbox"/>	X357 \$240 <input type="checkbox"/>
Abductor with adduction straps		X365 \$300 <input type="checkbox"/>	X366 \$310 <input type="checkbox"/>	X367 \$320 <input type="checkbox"/>
Pelvic harness	CHOOSE Small	X372 \$195 <input type="checkbox"/>	N/A	N/A
	Medium	X373 \$205 <input type="checkbox"/>	X373 \$205 <input type="checkbox"/>	X373 \$205 <input type="checkbox"/>
	Large	N/A	X374 \$215 <input type="checkbox"/>	X374 \$215 <input type="checkbox"/>
Pedal raise kit		X344 \$55 <input type="checkbox"/>	X344 \$55 <input type="checkbox"/>	X344 \$55 <input type="checkbox"/>
Stationary stand		X345 \$110 <input type="checkbox"/>	X345 \$110 <input type="checkbox"/>	X345 \$110 <input type="checkbox"/>
Mounting bar (for device holder)		X346 \$55 <input type="checkbox"/>	X346 \$55 <input type="checkbox"/>	X346 \$55 <input type="checkbox"/>
Front basket		X347 \$55 <input type="checkbox"/>	X347 \$55 <input type="checkbox"/>	X347 \$55 <input type="checkbox"/>
Outdoor cover		X348 \$370 <input type="checkbox"/>	X358 \$400 <input type="checkbox"/>	X368 \$400 <input type="checkbox"/>

* Required



Small and medium Trikes come in your choice of five colors.




Blue



Red



Teal



Lime




Pink

Large Trikes come in your choice of five colors.



Blue



Red



Teal




White



Black

Tricycle dimensions

User dimensions (inches)	X320 small	X330 medium	X340 large
Inside leg length	12 – 22	19 – 28	25 – 38
 <p>Key user dimension: inside leg length The extended leg should reach from seat to pedal comfortably when both feet and torso are strapped into place.</p> <p>Important: User's weight must not exceed the maximum working load. Rifton Tricycles are not intended for clients with strong reflexes or poorly developed trunk balance and head control. Consult your client's therapist before ordering.</p>			
Item dimensions (inches)	X320 small	X330 medium	X340 large
Overall width	25½	27½	31½
Overall length	44	53	65
Overall height (at lowest position with wheels / front end removed for transport)	21¼	21¼	30
Overall length with no rear handle (wheels and front end removed)	36	41	49
Overall length with rear handle (wheels and front end removed)	48	51	60
Wheel diameter	12	15	18
Seat center to extended pedal	12 – 22	19 – 28	25 – 36
Seat to top of trunk support (max. height)	16	24	24
Gear ratio	1:1	1:1	1:1
Item weight (lb)	47	56	65
Adjustment range of laterals	small trunk support: 6 – 12 small trunk support: 6 – 12 large trunk support: 9½ – 15½ large trunk support: 9½ – 15½		
Max. working load (lb)	125	250	310