







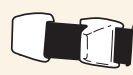






How to buy

- 1. Measure** your client to determine the size you need. (See dimensions chart for help.)
- 2. Select** the appropriate toileting system.
- 3. Choose** the accessories you need.
- 4. Add** up the total cost.
- 5. Order** online in minutes at Rifton.com or see the last page of this catalog for other ways to order.
- 6. Call** us any time at **800.571.8198** if you need assistance. We're always here to help.

Note: The toileting system fits on toilets up to 17" wide. The mounting bar is usable for toilets 14½" or narrower at the seat bolts. The mounting bar holes are designed for bolts up to ½" diameter, spaced anywhere from 5½"–7¼" apart.

 **The Rifton product DVD**
Order online or request from customer service.

User dimensions (inches)	E806 small	E808 large
Height	30–50	48–72
 Key user dimension: height The user's overall height is a general guide to help you select the appropriate toileting system. Choose the model that allows for growth. Important: Make sure that seat width, depth, and distance to the footboard are adequate for each user. User's weight must not exceed the maximum working load.		
	Item dimensions (inches)	E806 small
Frame width	20½	20½
Frame length (front to back)	24	24
Seat height above floor	10–20	15½–20
Seat depth	9, 11	11½, 13¾
Seat width	12	front 16 rear 12
Armrest height above seat	5½	7
Hole size	3 x 9	4 x 10
Hole size (with deflector)	2¾ x 8½	3½ x 9½
Back height	24	low back 18 high back 34
Clearance to floor (for over toilet)	19	19
Max. working load (lbs.)	180	180

		E806 small	E808 large	
Required components	Seat includes cover, armrests, and hip strap 	E825 \$315 <input type="checkbox"/>	E841 \$375 <input type="checkbox"/>	
	Frame 	E891 \$410 <input type="checkbox"/>	E891 \$410 <input type="checkbox"/>	
	Mounting bar 	E857 \$40 <input type="checkbox"/>	E857 \$40 <input type="checkbox"/>	
Optional accessories	Low back (includes chest strap)  CHOOSE	Standard fabric	N/A	E893 \$115 <input type="checkbox"/>
		Soft fabric	N/A	E815 \$130 <input type="checkbox"/>
	High back (includes chest straps)  CHOOSE	Standard fabric	E892 \$125 <input type="checkbox"/>	E895 \$210 <input type="checkbox"/>
		Soft fabric	E813 \$145 <input type="checkbox"/>	E814 \$225 <input type="checkbox"/>
	Head blocks  CHOOSE	Standard fabric	E811 \$62 <input type="checkbox"/>	E544 \$65 <input type="checkbox"/>
		Soft fabric	E816 \$72 <input type="checkbox"/>	E545 \$75 <input type="checkbox"/>
	Anterior support (tray) 	E853 \$165 <input type="checkbox"/>	E854 \$175 <input type="checkbox"/>	
	Footboard (includes footstraps) 	E856 \$125 <input type="checkbox"/>	E856 \$125 <input type="checkbox"/>	
	Pan 	E896 \$40 <input type="checkbox"/>	E896 \$40 <input type="checkbox"/>	
	Deflector 	(included in seat cover)	E897 \$35 <input type="checkbox"/>	
Abductor 	E855 \$55 <input type="checkbox"/>	E855 \$55 <input type="checkbox"/>		
Additional mounting bar 	E857 \$40 <input type="checkbox"/>	E857 \$40 <input type="checkbox"/>		
Total	E806 \$_____	E808 \$_____		