

# How to buy

- 1. Measure** your client to determine the size you need. (See dimensions chart for help.)
- 2. Select** the appropriate Bath Chair.
- 3. Choose** the accessories you need.
- 4. Add** up the total cost.
- 5. Order** online in minutes at Rifton.com or see the last page of this catalog for other ways to order.
- 6. Call** us any time at 800.571.8198 if you need assistance, we're always here to help.

The **Conversion Kit** changes your Blue Wave Chair to a larger size as your child grows. We offer two tool-free kits: one to convert your Small Chair to Medium, another to convert Small or Medium Chairs to Large.

### Small to Medium Conversion Kits

- Standard Fabric E519 **\$235**
  - Soft Fabric E528 **\$260**
- Includes back and fabric



### Small or Medium to Large Conversion Kits

- Standard Fabric E527 **\$275**
  - Soft Fabric E529 **\$315**
- Includes seat, back, and fabric

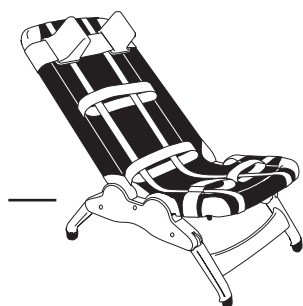


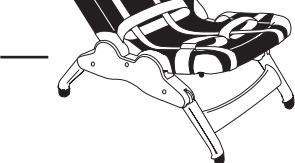


User Dimensions (inches)	Small	Medium	Large
Height	up to 36	32-50	46-68

**Key User Dimension: Height**  
Select the appropriate Bath Chair by the user's overall height. Choose the size that allows for growth.

**Important:** Make sure that seat depth, width, and back height are adequate. The user's weight must not exceed the maximum working load.

Item Dimensions (inches)	Small	Medium	Large
Seat depth	13	13	16½
Seat width	14½	14½	14½
Back height	18	25	32
Seat height	2-7	2-7	2-7
Seat height (incl. Tub Stand)	11-17	11-17	11-17
Seat height (incl. Shower Stand)	28	28	28
Length of mesh area when flat	32½	38½	49½
Width of base	17	17	17
Length of base when flat	30	30	30
Tub Stand height	10	10	10
Tub Stand length	32	32	32
Tub Stand width	17	17	17
Shower Stand height	21	21	21
Shower Stand width (incl. wheels)	27	27	27
Shower Stand length (incl. wheels)	33	33	33
Max. working load (lbs.)	60	120	160
Back and seat angle adjustments		0°, 22°, 45°, 67°, and 90°	



		E541 Small	E542 Medium	E543 Large
<b>Bath Chair</b> includes cover, straps, head blocks 	Standard fabric	E514 \$470 <input type="checkbox"/>	E524 \$525 <input type="checkbox"/>	E534 \$580 <input type="checkbox"/>
	Soft fabric	E513 \$520 <input type="checkbox"/>	E523 \$585 <input type="checkbox"/>	E533 \$645 <input type="checkbox"/>
<b>Tub Stand</b> fits all chairs 		E517 \$190 <input type="checkbox"/>	E517 \$190 <input type="checkbox"/>	E517 \$190 <input type="checkbox"/>
<b>Shower Stand</b> fits all chairs 		E518 \$530 <input type="checkbox"/>	E518 \$530 <input type="checkbox"/>	E518 \$530 <input type="checkbox"/>
<b>Total</b>		<b>E541</b> \$ _____	<b>E542</b> \$ _____	<b>E543</b> \$ _____