


How to buy












- Measure** your client to determine the size you need. (See dimensions chart for help.)
- Select** the appropriate Chair components.
- Choose** the accessories you need.
- Add** up the total cost.
- Order** online in minutes at Rifton.com or see the last page of this catalog for other ways to order.
- Call** us any time at 800.571.8198 if you need assistance, we're always here to help.

User Dimensions (inches)	Small	Medium	Large
Height	34-46	42-55	53-72



Key User Dimension: Height
The user's overall height is a general guide to help you select the appropriate Chair. Choose the size that allows for growth.
Important: Make sure that seat width, depth, and height are adequate for each individual user, and that the user's weight does not exceed the maximum weight recommended.

Item Dimensions (inches)	Small	Medium	Large
Frame width (with wheels)	22	24½	28
Seat height above floor	8½-11½	11½-15½	15-18½
Seat height above Footboard	7½-10½	10½-14½	14-17½
Seat width (with Pads)	11	13	16
Seat depth	8-10	10½-14	15-20
Trunk Support width	5½-9½	7½-11½	10-14
Backrest height	15	18	24
Headrest center height above seat	17-21	20-24	26-30
Max. working load (lbs.)	75	150	225

		R901 Small	R902 Medium	R903 Large	
Required Components	Frame includes center-mounted strap. 	R911 \$700 <input type="checkbox"/>	R924 \$825 <input type="checkbox"/>	R931 \$995 <input type="checkbox"/>	
	Backrest 	R634 \$300 <input type="checkbox"/> (includes push handle)	R633 \$275 <input type="checkbox"/>	R935 \$315 <input type="checkbox"/>	
	Set of Pads 	R943 \$105 <input type="checkbox"/>	R953 \$115 <input type="checkbox"/>	R963 \$135 <input type="checkbox"/>	
	L-Bar Set 	R912 \$150 <input type="checkbox"/>	R922 \$160 <input type="checkbox"/>	R932 \$170 <input type="checkbox"/>	
	Arm Prompt Set 	R919 \$280 <input type="checkbox"/>	R919 \$280 <input type="checkbox"/>	R939 \$325 <input type="checkbox"/>	
	Footboard 	R942 \$74 <input type="checkbox"/>	R952 \$93 <input type="checkbox"/>	R962 \$115 <input type="checkbox"/>	
Optional Accessories	Headrest 	CHOOSE Contoured	R648 \$60 <input type="checkbox"/>	R648 \$60 <input type="checkbox"/>	R648 \$60 <input type="checkbox"/>
		CHOOSE Flat	R647 \$40 <input type="checkbox"/>	R647 \$40 <input type="checkbox"/>	R647 \$40 <input type="checkbox"/>
	Trunk Support 	R657 \$155 <input type="checkbox"/>	R658 \$180 <input type="checkbox"/>	R659 \$205 <input type="checkbox"/>	
	Leg Support 	CHOOSE Abductor	R618 \$60 <input type="checkbox"/>	R618 \$60 <input type="checkbox"/>	R619 \$70 <input type="checkbox"/>
		CHOOSE Leg Prompts	R616 \$95 <input type="checkbox"/>	R617 \$105 <input type="checkbox"/>	R617 \$105 <input type="checkbox"/>
	Sandals 	R944 \$64 <input type="checkbox"/>	R954 \$70 <input type="checkbox"/>	R964 \$80 <input type="checkbox"/>	
	Pair of Wedges (requires Sandals) 	R697 \$48 <input type="checkbox"/>	R698 \$50 <input type="checkbox"/>	R699 \$53 <input type="checkbox"/>	
Total	R901 \$ _____	R902 \$ _____	R903 \$ _____		